


# SK N



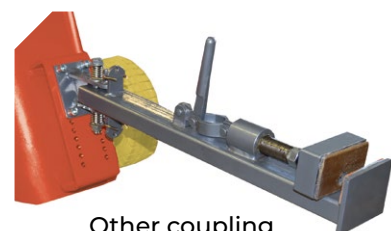

## Electric tow / tug 1000 and 1500 kg

### FEATURES

- Extremely compact
- Only 460 / 550 mm wide
- Powerful traction motor (up to 600W)
- High-frequency built-in charger
- Horn and non-marking rubber wheels come as standard
- Curtis controller for customization
- Steel chassis for a robust design
- Frei German handle
- Emergency stop
- Wide choice of coupling options available on request



Standard non-marking wheels



Other coupling hooks available  
**CONTACT US**



Model		SK1000N	SK1500N
Rated capacity	kg	1000	1500
Handle height	mm	895	900
Total width	mm	460	550
Total height	mm	980	1000
Travel speed	km/h	6	6
Brakes		electromagnetic	electromagnetic
Traction motor	kw	DC 0,4	DC 0,6
Traction battery	V/Ah	24/25	24/36
Built-in charger	V/Ah	24/3	24/5
Electronic controller	type	Curtis	Curtis
Rubber wheels		non-marking	non-marking
Weight	kg	110	200

# Coupling hook included with SK1000N

