

PSE10LC - PSE15L



Economical, compact and reliable electric stacker with a load capacity of 1000 kg and 1500 kg



INTRODUCTION

Economical, compact and reliable electric stacker with a load capacity of 1000kg and 1500kg and a lifting height of 2900mm and 3600mm.

BENEFITS

- Integrated charger for greater ease of use
- Battery discharge indicator with automatic cut-off for longer battery life
- For greater stability and visibility, this stacker is fitted with a side-mounted tiller and rests on four support points
- Fitted with Curtis drive as standard



CURTIS



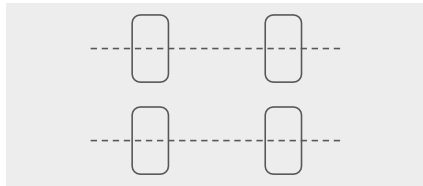
PSE10LC





Built-in charger

Fitted as standard with an integrated charger.



Stability

Equipped with four wheels and a side-mounted tiller for excellent visibility and greater stability.



Robust, streamlined mast

Robust, streamlined mast for perfect stability, precision and longevity.



Powerful battery

Powerful maintenance-free batteries 2 x 12 V 80 Ah (PSE10LC) / 2 x 12 V 100 Ah (PSE15LC) VRLA - AGM.

Protection against battery discharge

Ergonomic, waterproof emergency stop switch with discharge indicator. Automatic battery protection ensures long battery life.

Watertight components

Waterproof components such as sensors, microswitches, drives and motors.

Complies with standards

Complies with current European standards, in particular ISO 13849.

Applications

The ideal economical solution for all occasional stacking operations.

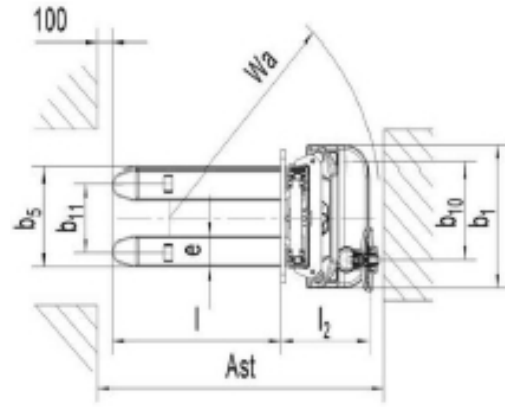
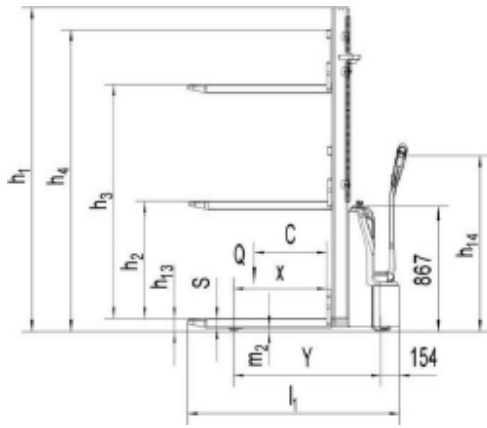


Ergonomic and robust drawbar

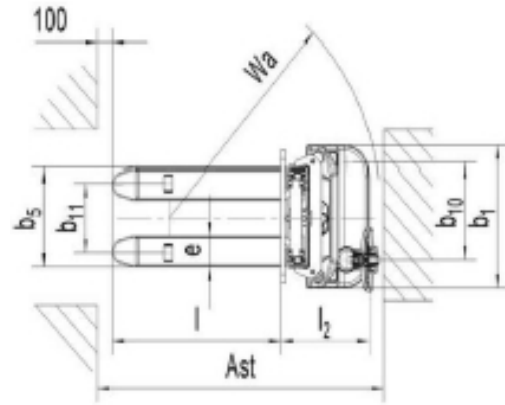
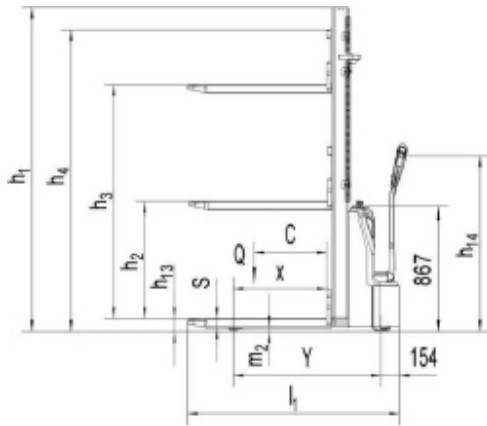
Ergonomic, sturdy drawbar with steel housing and plastic coating for reliable, comfortable operation.



Stockman reference	Mast	Lowered mast height h1 (mm)	Free lift h2 (mm)	Standard lift h3 (mm)	Deployed mast height h4 (mm)	Weight (kg)
PSE10LC-PSE15LC						
PSE10LC2900	Duplex	1982	-	2813	3389	552
PSE10LC3600		2282	-	3413	3989	570
PSE15LC2900		1932	78	2963	3339	566
PSE15LC3600		2282	78	3513	4039	750



Technical data in accordance with VDI 2198					
Features	1.2	Part number ♦ Model		PSE10LC2900	PSE10LC3600
	1.3	Propulsion mode		electric	electric
	1.4	Type of driving		companion	
	1.5	Rated capacity	Q (t)	1	1
	1.6	Centre of gravity	c (mm)	600	600
	1.8	Distance from deck to roller axis	x (mm)	769	769
	1.9	Wheelbase	y (mm)	1215	1215
Weight	2.1	Weight with batteries	kg	552	570
	2.2	Axle load with front/rear load	kg	540 / 1030	540 / 1030
	2.3	Axle load without front/rear load	kg	415 / 155	415 / 155
Wheels Chassis	3.1	Wheels		polyurethane (PU)	
	3.2	Drive wheel dimensions	∅ x w (mm)	∅ 220 x 70	∅ 220 x 70
	3.3	Dimensions front rollers	∅ x w (mm)	∅ 80 x 70	∅ 80 x 70
	3.5	Number of wheels front / rear (x = drive wheel)		1 x + 1 / 2	1 x + 1 / 2
	3.6	Frame spacing	b10 (mm)	557	557
	3.7	Rear wheel centre distance	b11 (mm)	410 / 525	410 / 525
Dimensions	4.2	Height of lowered mast	h1 (mm)	1982	2282
	4.3	Free lift	h2 (mm)	-	-
	4.4	Standard lift	h3 (mm)	2813	3413
	4.5	Extended mast height	h4 (mm)	3389	3989
	4.9	Height of drawbar in min/max running position	h14 (mm)	670 / 1228	670 / 1228
	4.15	Minimum fork height	h13 (mm)	87	87
	4.19	Overall length	l1 (mm)	1750	1750
	4.20	Length without forks	l2 (mm)	600	600
	4.21	Overall width	b1 (mm)	820	820
	4.22	Fork dimensions	s / e / l (mm)	60 / 180 / 1150	60 / 180 / 1150
	4.25	Outside width of forks	b5 (mm)	570 / 685	570 / 685
4.33	Aisle width with pallet 1000 x 1200 mm crosswise	Ast (mm)	2293	2293	
4.34	Aisle width with pallet 800 x 1200 mm longitudinal	Ast (mm)	2238	2238	
4.35	Radius of gyration	Wa (mm)	1450	1450	
Performance	5.1	Travel speed with/without load	km / h	4,0 / 4,3	4,0 / 4,3
	5.2	Lift speed with/without load	mm / s	119 / 195	119 / 195
	5.3	Lowering speed with / without load	mm / s	166 / 159	166 / 159
	5.10	Service brake		electromagnetic	
Electrical system	6.1	Traction motor, power S2 60 min	kW	0,75	0,75
	6.2	Lift motor, power S3 10	kW	2,2	2,2
	6.3	Batteries to DIN 43531 / 35 / 36 A, B, C, No		no	no
	6.4	Battery voltage / rated capacity K5	V / Ah	2 x 12 / 80	2 x 12 / 80
	6.5	Battery weight	kg	2 x 26	2 x 26
Various	8.1	Transmission type		DC - speed control	
	8.4	Driver's ear noise level to EN 12053	dB (A)	< 70	< 70



Technical data in accordance with VDI 2198					
Features	1.2	Part number ♦ Model		PSE15LC2900	PSE15LC3600
	1.3	Propulsion mode		electric	electric
	1.4	Type of driving		companion	
	1.5	Nominal capacity	Q (t)	1,5	1,5
	1.6	Centre of gravity	c (mm)	600	600
	1.8	Distance from deck to roller axis	x (mm)	770	770
	1.9	Wheelbase	y (mm)	1245	1245
Weight	2.1	Weight with batteries	kg	566	750
	2.2	Axle load with front/rear load	kg	690 / 1560	690 / 1560
	2.3	Axle load without front/rear load	kg	525 / 255	525 / 255
Wheels Chassis	3.1	Wheels		polyurethane (PU)	
	3.2	Drive wheel dimensions	∅ x w (mm)	∅ 220 x 70	∅ 220 x 70
	3.3	Dimensions front rollers	∅ x w (mm)	∅ 80 x 70	∅ 80 x 70
	3.5	Number of wheels front / rear (x = drive wheel)		1 x + 1 / 2	1 x + 1 / 2
	3.6	Frame spacing	b10 (mm)	557	557
	3.7	Rear wheel centre distance	b11 (mm)	410 / 525	410 / 525
Dimensions	4.2	Height of lowered mast	h1 (mm)	1932	2282
	4.3	Free lift	h2 (mm)	78	78
	4.4	Standard lift	h3 (mm)	2963	3513
	4.5	Extended mast height	h4 (mm)	3339	4039
	4.9	Height of drawbar in min/max running position	h14 (mm)	670 / 1228	670 / 1228
	4.15	Minimum fork height	h13 (mm)	87	87
	4.19	Overall length	l1 (mm)	1779	1779
	4.20	Length without forks	l2 (mm)	629	629
	4.21	Overall width	b1 (mm)	820	820
	4.22	Fork dimensions	s / e / l (mm)	60 / 180 / 1150	60 / 180 / 1150
	4.25	Outside width of forks	b5 (mm)	570 / 685	570 / 685
	4.33	Aisle width with pallet 1000 x 1200 mm crosswise	Ast (mm)	2324	2324
4.34	Aisle width with pallet 800 x 1200 mm longitudinal	Ast (mm)	2269	2269	
4.35	Radius of gyration	Wa (mm)	1481	1481	
Performance	5.1	Travel speed with/without load	km / h	4,0 / 4,4	4,0 / 4,4
	5.2	Lift speed with/without load	mm / s	87 / 148	87 / 148
	5.3	Lowering speed with / without load	mm / s	125 / 117	125 / 117
	5.10	Service brake		electromagnetic	
Electrical system	6.1	Traction motor, power S2 60 min	kW	0,75	0,75
	6.2	Lift motor, power S3 10	kW	2,2	2,2
	6.3	Batteries to DIN 43531 / 35 / 36 A, B, C, No		no	no
	6.4	Battery voltage / rated capacity K5	V / Ah	2 x 12 / 100	2 x 12 / 100
	6.5	Battery weight	kg	2 x 34	2 x 34
Various	8.1	Transmission type		DC - speed control	
	8.4	Driver's ear noise level to EN 12053	dB (A)	< 70	< 70